



BASO 60 IP54 system

recessed with trim

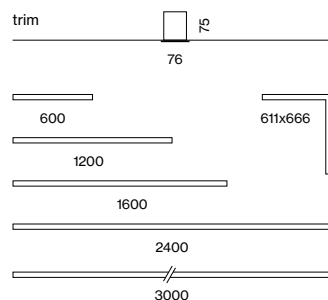
EN Luminaire housing made of extruded aluminium; recessed luminaire with trim; suitable for ceiling thickness of 8-20 mm; surface powder coated; suitable for wall or ceiling mounting; luminaire profile (end caps come pre-assembled) can be pre-mounted; remaining luminaire components mounted without tools; closed light insert made of PMMA, consisting of converter unit and circuit board unit; light inset with screwed-on, thus maintenance-friendly, transparent end cap in PMMA; HPO (High Performance Opal) cover for uniform illumination; energy-efficient LEDs with very good colour rendering; IP 67 socket connector system for easy and sealed electrical connection

FR Corps de luminaire en profil extrudé en aluminium ; luminaire encastré avec bord continu ; pour systèmes d'éclairage continus ; convient aux épaisseurs de plafond de 8-20 mm ; surface thermolaquée ; convient au montage mur ou plafond ; profilé de luminaire pouvant être monté à l'avance ; composants restants du luminaire montable sans outil ; module d'éclairage fermé en PMMA, composé d'un convertisseur et d'un circuit imprimé ; module d'éclairage avec capuchon vissé et transparent en PMMA, et par conséquent d'entretien facile ; cache HPO (High Performance Opal) pour éclairage homogène ; LED économes en énergie à restitution de couleur élevée ; Système de prise IP67 pour branchement électrique hermétique

Quickinfo

3000 K, 4000 K
 CRI ≥ 80, 3 SDCM
 up to 2340 lm/m
 up to 125 lm/W
 L90 @ 50 000 h
 DALI-2
 opal, IP 54

Types




Colours



Light distribution




quick
 installation



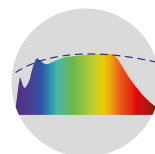
concrete install.
 housing (p.946)



single luminaire
 (p.558)



dust & splash water
 protection (IP54)



CRI ≥ 98
 XPECTRUM

Order options

COLOUR TEMPERATURE	☼☼
3000K	5
4000K	6

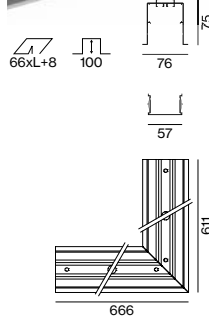

CONTROL	
DALI-2	

MATERIAL COLOUR	☑
○ traffic white RAL 9016	7
● umbra grey RAL 7022	D

LIGHT OPTIC COVER	
opal high performance	

Options on request

COLOUR RENDERING INDEX	
CRI ≥ 90	



BASO 60 IP54 trim

INSTALLATION CHANNEL / CORNER 90° / BLIND COVER

TYPE	L (mm)	ORDER CODE
channel	600	845-340201☑
channel	1200	845-340401☑
channel	1600	845-340501☑
channel	2400	845-340801☑
channel	3000	845-340901☑
corner connector 90°	611x666	845-341121☑
blind cover	600	006-330601☑B
blind cover	1200	006-331201☑B
blind cover	1600	006-331601☑B
blind cover	2400	006-332401☑B
blind cover	3000	006-333001☑B

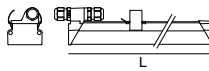
order installation channel, light inset + mounting accessories separately

LIGHT INSET 60 IP54



SYSTEM POWER	L (mm)	ORDER CODE
11.2W start/run	599	845-4042☼☼30H
22.4W start/run	1198	845-4044☼☼30H
29.9W start/run	1597	845-4045☼☼30H
45W start/run	2396	845-4048☼☼30H
11.2W end	599	845-4052☼☼30H
22.4W end	1198	845-4054☼☼30H
29.9W end	1597	845-4055☼☼30H
45W end	2396	845-4058☼☼30H

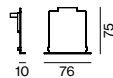
COVER	COLOUR TEMP.	SYSTEM POWER	DELIVERED LUMENS	EFFICACY
opal high performance	3000K	18.8W/m	2210lm/m	118lm/W
	4000K	18.8W/m	2340lm/m	124lm/W



Accessories

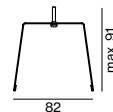
END CAPS

TYPE	ORDER CODE
end caps (pair)	845-341001☑



MOUNTING BRACKET

TYPE	ORDER CODE
mounting bracket (1 piece)	045-3412010
mounting bracket (10 pieces)	045-3412010.10



LINEAR CONNECTOR

TYPE	ORDER CODE
linear connector (1 piece)	045-4011110
linear connector (10 pieces)	045-4011110.10

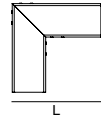
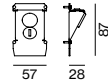
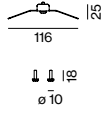


FEEDER CABLE / EXTENSION CABLE / CONNECTOR

TYPE	L (mm)	ORDER CODE
feeder cable 2×1.5+2×0.75 mm ²	2000	845-4013240
feeder cable 2×1.5+2×0.75 mm ²	4000	845-4013440
extension cable 2×1.5+2×0.75 mm ²	1200	845-4014140
mini connector 4-pole	-	845-4013040

Order options

NUMBER OF PIECES	
2 pieces	2
3 pieces	3





FRAME 40/MINO 40

HOUSING FOR CONCRETE INSTALLATION

TYPE	L (mm)	ORDER CODE
FRAME 40 trim	3010	0 0 5 - 4 1 3 5 6
MINO 40	3010	0 0 5 - 4 1 3 5 6

MOUNTING SET

TYPE	ORDER CODE
FRAME 40 trim	0 3 5 - 0 6 0 2 
MINO 40	0 3 4 - 0 6 0 2 

up to 900 mm: 2 pieces / up to 1500 mm: 3 pieces / up to 3000 mm: 2 x 2 pieces

END CAPS


TYPE	ORDER CODE
end caps (pair)	0 0 5 - 4 1 2 3 6

LINEAR CONNECTOR

TYPE	ORDER CODE
linear connector (1 piece)	0 0 5 - 4 1 1 6 6
linear connector (10 pieces)	0 0 5 - 4 1 1 6 6 . 1 0

CORNER CONNECTOR 90°

TYPE	L (mm)	ORDER CODE
FRAME 40 trim	140	0 3 5 - 0 6 0 1 6
MINO 40	140	0 3 5 - 0 6 0 1 6



Note
only for installation in concrete ceilings
no use for wall installation (only on request)

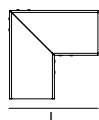
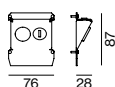
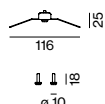
CONCRETE installation housing

EN Concrete casting made of aluminium profile, designed for continuous lighting systems

FR Boîtier encast. béton en profil d'aluminium, conçu pour systèmes d'éclairage continu

Order options

NUMBER OF PIECES	
2 pieces	2
3 pieces	3



FRAME 60/MINIMAL 60/MINO 60/BASO 60

HOUSING FOR CONCRETE INSTALLATION

TYPE	L (mm)	ORDER CODE
FRAME 60 trim	3000	005-41346
BASO 60 IP54 trim	3000	005-41346
MINIMAL 60 trimless	3000	005-41346
MINO 60 ceiling	3000	005-41446
BASO 60 IP54 surface	3000	005-41446

MOUNTING SET

TYPE	ORDER CODE
FRAME 60 trim	035-0600
BASO 60 IP54 trim	035-0600
MINIMAL 60 trimless	036-0400
MINO 60 ceiling	034-0400
BASO 60 IP54 surface	034-0400

up to 900mm: 2 pieces/up to 1500mm: 3 pieces/up to 3000mm: 2x2 pieces

END CAPS

TYPE	ORDER CODE
end caps (pair)	005-41246

LINEAR CONNECTOR

TYPE	ORDER CODE
linear connector (1 piece)	005-41166
linear connector (10 pieces)	005-41166.10

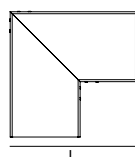
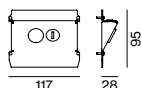
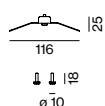
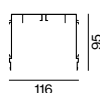
CORNER CONNECTOR 90°

TYPE	L (mm)	ORDER CODE
FRAME 60 trim	142	035-04016
BASO 60 IP54 trim	142	035-04016
MINIMAL 60 trimless	146	036-04016
MINO 60 ceiling	157	034-04016
BASO 60 IP54 surface	157	034-04016

FRAME 100/MINIMAL 100/MINO 100

HOUSING FOR CONCRETE INSTALLATION

TYPE	L (mm)	ORDER CODE
FRAME 100 trim	3000	005-41366
MINIMAL 100 trimless	3000	005-41366
MINO 100 ceiling	3000	005-41466



MOUNTING SET

TYPE	ORDER CODE
FRAME 100 trim	035-0600
MINIMAL 100 trimless	036-0500
MINO 100 ceiling	034-0400

up to 900mm: 2 pieces/up to 1500mm: 3 pieces/up to 3000mm: 2x2 pieces

END CAPS

TYPE	ORDER CODE
end caps (pair)	005-41266

LINEAR CONNECTOR

TYPE	ORDER CODE
linear connector (1 piece)	005-41166
linear connector (10 pieces)	005-41166.10

CORNER CONNECTOR 90°

TYPE	L (mm)	ORDER CODE
FRAME 100 trim	202	035-05016
MINIMAL 100 trimless	207	036-05016
MINO 100 ceiling	207	034-05016