



## FRAME 40

recessed with trim


<sup>EN</sup> Luminaire housing made of extruded aluminium; recessed luminaire with trim; suitable for ceiling thickness of 8-25 mm; surface powder coated; luminaire profile can be pre-mounted; remaining luminaire components mounted without tools; light inset consisting of highly reflective coated extruded profile for improved thermal management; HPO (High Performance Opal) cover for uniform illumination; energy-efficient LEDs with very good colour rendering

□ Corpo illuminante in profilo di alluminio estruso; apparecchio da incasso con bordo perimetrale; per soffitti di spessore 8-25 mm; verniciatura a polvere; profilo apparecchio pre-assemblabile; restanti componenti montabili senza utensili; unità d'illuminazione in profilo di alluminio estruso con verniciatura altamente riflettente per gestione termica migliorata; diffusore HPO (High Performance Opal) per un'illuminazione omogenea; LED ad efficienza energetica con elevata resa cromatica

### Quickinfo

3000 K, 4000 K  
CRI ≥ 90, 3 SDCM  
up to 130 lm/W  
L90 @ 50000 h  
DALI-2  
opal, microprismatic

### Types

recessed trim 



### Colours



### Light distribution



opal



DiiA® standards  
251, 252, 253



system  
solution

## Order options

| COLOUR TEMPERATURE |   |
|--------------------|---|
| 3000K              | 0 |
| 4000K              | 1 |

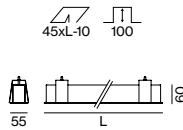
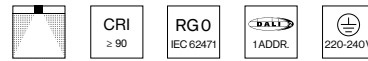
| CONTROL |  |
|---------|--|
| DALI-2  |  |

| MATERIAL COLOUR                                     |   |
|---|---|
| <input type="radio"/> traffic white RAL 9016        | 7 |
| <input type="radio"/> white aluminium RAL 9006      | G |
| <input checked="" type="radio"/> jet black RAL 9005 | 8 |

| LIGHT OPTIC COVER     |   |
|-----------------------|---|
| opal high performance | H |
| microprismatic        | Z |



## FRAME 40 trim



### MID LUMEN

| SYS. POWER | COLOUR TEMP. | LUM. FLUX | L (mm) | ORDER CODE  |
|------------|--------------|-----------|--------|---|
| 12.1W      | 3000K        | 1360lm    | 1019   | 0 4 2 - 7 1 1 2 :: 3 <input checked="" type="checkbox"/> <input type="checkbox"/> |
|            | 4000K        | 1470lm    |        |   |
| 23.4W      | 3000K        | 2720lm    | 2019   | 0 4 2 - 7 1 1 4 :: 3 <input checked="" type="checkbox"/> <input type="checkbox"/> |
|            | 4000K        | 2940lm    |        |   |
| 34W        | 3000K        | 4080lm    | 3019   | 0 4 2 - 7 1 1 6 :: 3 <input checked="" type="checkbox"/> <input type="checkbox"/> |
|            | 4000K        | 4410lm    |        |   |

### HIGH LUMEN

| SYS. POWER | COLOUR TEMP. | LUM. FLUX | L (mm) | ORDER CODE  |
|------------|--------------|-----------|--------|---|
| 18.5W      | 3000K        | 2100lm    | 1019   | 0 4 2 - 7 1 2 2 :: 3 <input checked="" type="checkbox"/> <input type="checkbox"/> |
|            | 4000K        | 2260lm    |        |   |
| 36W        | 3000K        | 4190lm    | 2019   | 0 4 2 - 7 1 2 4 :: 3 <input checked="" type="checkbox"/> <input type="checkbox"/> |
|            | 4000K        | 4530lm    |        |   |
| 54W        | 3000K        | 6290lm    | 3019   | 0 4 2 - 7 1 2 6 :: 3 <input checked="" type="checkbox"/> <input type="checkbox"/> |
|            | 4000K        | 6790lm    |        |   |

## Mounting accessories

### CONCRETE INSTALLATION HOUSING

| L (mm) | W-H (mm) | ORDER CODE            |
|--------|----------|-----------------------|
| 1038   | 57-87    | 0 4 2 - 7 1 9 5 2 1 0 |
| 2038   | 57-87    | 0 4 2 - 7 1 9 5 4 1 0 |
| 3038   | 57-87    | 0 4 2 - 7 1 9 5 6 1 0 |

