



LENO system

semi-recessed

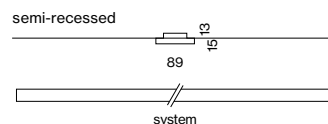
EN Low profile recessed mounted luminaire, 15 mm visible height; suitable for wall or ceiling mounting; suitable for installation in primed or exposed concrete, in plasterboard constructions and in plastered walls or ceilings; designed for continuous lighting systems; surface powder coated; fall-safe light inset made of extruded aluminium profile, can be inserted in the canal without tools by magnetic holders; side coupled light, directed downwards by LGP body (Light Guiding Prism) and highly efficient reflector; homogeneously illuminated, satinised (flush or jut-out) or microprismatic PMMA cover; energy-efficient LEDs with very good colour rendering

ES Lámpara empotrable extraplana con altura visible de 15 mm; para montaje en pared o techo; empotrable en hormigón visto o alisado, estructuras de yeso laminado y paredes o techos enlucidos; diseñada para la creación de sistemas continuos; superficie con recubrimiento de pintura en polvo; elemento de luz anticaídas de perfil de aluminio extruido insertable en el canal sin herramienta con un soporte magnético; luz acoplada lateralmente por cuerpo LGP (Light Guiding Prism) y reflector de alta eficiencia con direccionamiento hacia abajo; difusor de iluminación homogénea, satinado (a ras o sobresaliente) o microprismático de metacrilato; LEDs de alta eficiencia con muy buena reproducción cromática

Quickinfo

3000 K, 4000 K
 CRI ≥ 80, 3 SDCM
 up to 137 lm/W
 L90 @ 50 000 h
 DALI-2
 opal, microprismatic (UGR ≤ 19),
 jut-out

Types



Colours




Light distributions



DiiA® standards
 251, 252, 253



single luminaire
 (p. 496)



microprismatic
 UGR ≤ 19



quick
 installation

Order options

COLOUR TEMPERATURE	☼☼
3000K	5
4000K	6

CONTROL

DALI-2

MATERIAL COLOUR

○ traffic white RAL 9016	7
● jet black RAL 9005	8

LIGHT OPTIC COVER


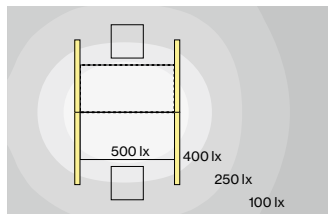
opal high performance	H
microprismatic (UGR ≤ 19)	G
jut-out	J

Options on request

COLOUR RENDERING INDEX

CRI ≥ 90

Technical data



LENO semi-recessed,
microprismatic, 19.1W, 4000K

ROOM VALUES

Room dimensions	5.4 × 4 × 2.8 m
Reflection factor	0.7 0.5 0.2
Maintenance factor	0.8

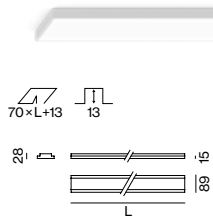
CALCULATION SURFACE

Surface dimensions	1.6 × 0.8
Surface height	0.75
Average illuminance (E _m)	> 500 lx
Uniformity (U ₀)	> 0.6

GLARE EVALUATION

Table Classification X=4H Y=8H S=0.25H	
UGR transversal	≤ 19
UGR axial	≤ 19

LUMINOUS FLUX value calculated for
colour white, cover opal
microprismatic -5%, jut-out-4%



LENO semi-recessed

INSTALLATION CHANNEL

TYPE	L (mm)	ORDER CODE
channel	613	05 1-892006
channel	1221	05 1-892012
channel	1830	05 1-892018
channel	2438	05 1-892024

order installation channel, light inset + mounting accessories separately



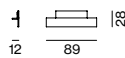
LIGHT INSET

SYSTEM POWER	L (mm)	ORDER CODE
10.8W	612*	05 1-8112::37
191W	1220	05 1-8214::37
28.6W	1828	05 1-8216::37
38W	2436	05 1-8218::37

*only available as end unit

COVER	COLOUR TEMP.	SYSTEM POWER	DELIVERED LUMENS	EFFICACY
opal high	3000K	17.6 W/m	2010 lm/m	129 lm/W
performance	4000K		2130 lm/m	137 lm/W
microprismatic	3000K	17.6 W/m	1900 lm/m	122 lm/W
UGR ≤ 19	4000K		2010 lm/m	129 lm/W
jut-out	3000K	17.6 W/m	1930 lm/m	124 lm/W
	4000K		2040 lm/m	131 lm/W

Accessories



END CAPS

TYPE	ORDER CODE
end caps mounting housing (pair)	05 1-8996210
end caps semi-recessed	05 1-899221



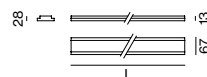
LINEAR CONNECTOR

TYPE	ORDER CODE
linear connector (pair)	05 1-8992110
linear connector (10 pairs)	05 1-8992110.10

POWER FEEDER CONNECTOR 220-240 V | 13A



TYPE	ORDER CODE
power feeder connector	05 1-8992330



CONCRETE MOUNTING HOUSING

L (mm)	UNIT	ORDER CODE
616	end	05 1-8960060
1224	start/end	05 1-8960120
1221	middle	05 1-8961120
1833	start/end	05 1-8960180
1830	middle	05 1-8961180
2441	start/end	05 1-8960240
2438	middle	05 1-8961240



DISMOUNTING TOOL

TYPE	ORDER CODE
vacuum cup	086-30000