



## MINIMAL 100 system

recessed trimless

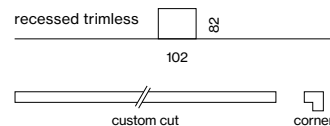
**EN** Luminaire housing made of extruded aluminium; for trimless installation in plasterboard ceilings; special edge design with grooves for better adhesion of filler; for continuous lighting systems; for ceiling thickness of 8-25 mm; surface powder coated; luminaire profile for mounting available in advance; remaining components mounted without tools; light inset consisting of highly reflective coated extruded profile for improved thermal management; option: lighting module is versatile in length; HPO (High Performance Opal) cover for uniform illumination; micro prismatic PMMA diffuser incl. diffuser film for homogeneous illumination and reduced luminance; wallwasher light inset; energy-eff. LEDs – very good colour rendering

**FR** Corps de luminaire en profil extrudé en aluminium ; pour encastr. sans bord en plafond pla-coplâtre ; formation de bords spéciaux avec cannelures pour meilleure adhérence du l'en-duit ; pour systèmes d'éclairage continus ; pour épaisseurs de plafond 8-25 mm ; surface thermolaquée ; Profilé de luminaire pour montage livrable avant ; composants restants montable sans outil ; élément lumineux composé de profilé extrudé laqué hautement réfléchissant pour une gestion thermique améliorée ; en option module d'éclairage raccourcissable de manière flexible ; cache HPO (High Performance Opal) pour éclairage homogène ; cache PMMA micro-prismatique, avec film diffusant inclus pour réduire la brillance avec un éclairage homogène ; module d'éclairage wallwasher ; LED à haut rend. éner. – excellent rendu coul.

### Quickinfo

3000 K, 4000 K, TW  
 CRI ≥ 80, CRI ≥ 90, 3 SDCM  
 UGR ≤ 19 / 65° ≤ 3000 cd/m<sup>2</sup>  
 up to 3090 lm/m  
 up to 140 lm/W  
 L90 @ 50000 h  
 non DIM, DALI-2  
 opal, microprismatic (UGR ≤ 19)

### Types



### Colour




### Light distributions



DiiA® standards  
 251, 252, 253




single luminaire  
 (p. 512)




DIN EN 12464-1  
 UGR ≤ 19



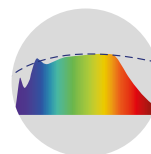
wallwasher  
 inset (p. 944)



concrete install.  
 housing (p. 946)



tunable white  
 2700–6500 K



CRI ≥ 98  
 XPECTRUM

## Order options

### LED TYPE

mid lumen	L
high lumen	M

### COLOUR TEMPERATURE

3000 K (CRI $\geq$ 90)	0
4000 K (CRI $\geq$ 90)	1
3000 K (CRI $\geq$ 80)	5
4000 K (CRI $\geq$ 80)	6
tunable white 2700–6500 K*	

\*DALI-2 DT8

### CONTROL

non DIM	1
DALI-2 (only high lumen)	3

### MATERIAL COLOUR

traffic white RAL 9016

### LIGHT OPTIC COVER

opal high performance	H
microprismatic	Z
microprismatic (UGR $\leq$ 19)*	G
blind cover**	B

\*UGR $\leq$ 19 only with mid lumen

\*\*only for channel corner 90°

### EMERGENCY LIGHT

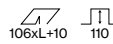
1h Accupack	N L 1
3h Accupack	N L 3

## Options on request

### COLOUR RENDERING INDEX

CRI $\geq$ 98 XPECTRUM

## MINIMAL 100 trimless



### INSTALLATION CHANNEL / CORNER 90°

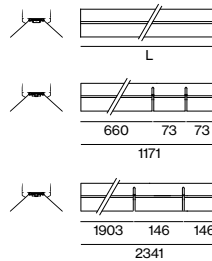
TYPE	L (mm)	ORDER CODE
channel	1172	036-01267
channel	1472	036-01567
channel	3000	036-03067
channel	custom	E82050.....7
channel corner 90° + cover	200x200	036-12667□

### LIGHT OPTIC COVER/BLIND COVER

TYPE	L (mm)	ORDER CODE
linear	1171	006-12122□
linear	1470	006-12152□
linear	2997	006-12302□
linear	custom	E80650.....0□
blind cover	3000	006-11307
blind cover	custom	E80650.....7B



### LIGHT INSET 100



SYSTEM POWER (MID/HIGH LUMEN)	L (mm)	ORDER CODE
8.7/13.8 W	571	007-86A2...7
13/20.6 W	871	007-86A3...7
15.3/27.5 W	1171	007-86A4...7
19.2/34 W	1463	007-86A5...7●
31/55 W	2341	007-86A8...7
38/68 W	2997	007-86A9...7
flexible inset 15.3/27.5 W	660-1171	007-86AF...7
flexible inset 31/55 W	1903-2341	007-86AG...7

COVER	COLOUR TEMP.	SYSTEM POWER	DELIVERED LUMENS	EFFICACY
mid lumen / opal	3000K	14W/m	1770lm/m	132lm/W
high performance	4000K		1870lm/m	140lm/W
high lumen / opal	3000K	24W/m	2920lm/m	123lm/W
high performance	4000K		3090lm/m	130lm/W

### LIGHT INSET 100 tunable white 2700–6500K

SYSTEM POWER	L (mm)	ORDER CODE
21.7 W	871	007-8633D37
29 W	1171	007-8634D37
36 W	1463	007-8635D37
58 W	2341	007-8638D37

## Accessories

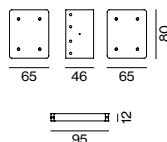
### END CAPS

TYPE	ORDER CODE
end caps (pair)	036-13067



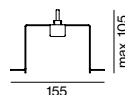
### LINEAR CONNECTOR/THROUGH WIRE

TYPE	ORDER CODE
linear connector (1 piece)	005-40066
linear connector (10 pieces)	005-40066.10
opal cover linear connector	006-10000
through wire 3 × 1.5 mm <sup>2</sup> (non DIM, 10 pieces)	004-90003
through wire 5 × 1.5 mm <sup>2</sup> (DALI-2, 10 pieces)	004-90005



### MOUNTING BRACKET

TYPE	CEILING THICKNESS (mm)	ORDER CODE
mounting bracket (1 piece)	8–25	036-10300
mounting bracket (25 pieces)	8–25	036-10300.25



number of brackets required: length of your system in metres+1

LUMINOUS FLUX value calculated for  
CRI $\geq$ 80, colour white, cover opal  
microprism. Z -8%, microprism. G -10%



# WALLWASHER

inset 60/100

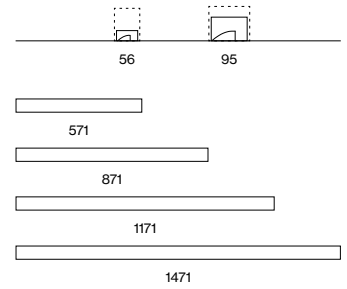
**EN** Lighting module with specially computed, asymmetrical high gloss reflector for homogeneous vertical lighting; lighting module in aluminium, powder coated, installation without tools

**FR** Module d'éclairage avec réflecteur haute brillance asymétrique, spécialement calculé pour un éclairage vertical homogène ; module d'éclairage en aluminium thermolaqué, installation sans outil

## Quickinfo

3000K, 4000K  
CRI ≥ 80, 3 SDCM  
up to 96lm/W  
L80 @ 50000h  
non DIM, DALI-2

## Types



## Colours



## Light distribution



wall washer

### Order options

COLOUR TEMPERATURE	
3000K	5
4000K	6

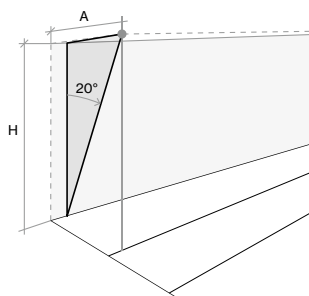
CONTROL	
non DIM	1
DALI-2	3

MATERIAL COLOUR	
○ pure white RAL 9010	7
● white aluminium RAL 9006	G
● jet black RAL 9005	8

### LIGHT OPTIC


wallwasher

### Planning information



### MOUNTING DISTANCE

H (mm)	A (mm)
2750	900
3000	1000
3500	1200



### INSET 60 wallwasher

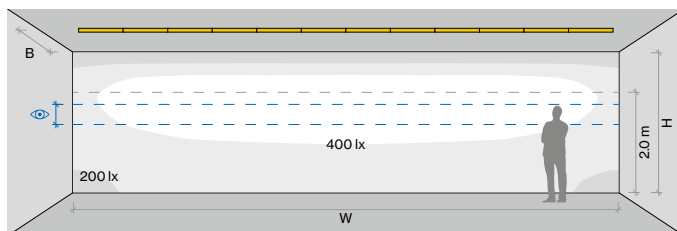


**LIGHT INSET** only for recessed or surface mounting

SYSTEM POWER	L (mm)	ORDER CODE
10.6 W	571	007-9042
14 W	871	007-9043
18.7 W	1171	007-9044
28 W	1471	007-9045

### Technical data

SYSTEM POWER	COLOUR TEMPERATURE	DELIVERED LUMENS	EFFICACY
17 W/m	3000 K	1960 lm/m	121 lm/W
	4000 K	2070 lm/m	128 lm/W



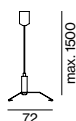
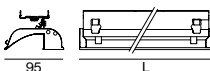
INSET 60 wallwasher, 18.7 W, 3000 K

### ROOM VALUES

Wall dimensions	H = 2.8 m   W = 10.8 m
Distance to wall	B = 1.3 m
Distance between luminaires	continuous
Reflection factor	0.7   0.5   0.2
Maintenance factor	0.8

### CALCULATION SURFACE

Surface dimensions	10.8 × 2.8 m
Surface height	0 – 2.8 m
Eye level	1.35 m – 1.75 m



### INSET 100 wallwasher



**LIGHT INSET**

SYSTEM POWER	L (mm)	ORDER CODE
20 W	571	007-9052
30 W	871	007-9053
40 W	1171	007-9054
51 W	1463	007-9055

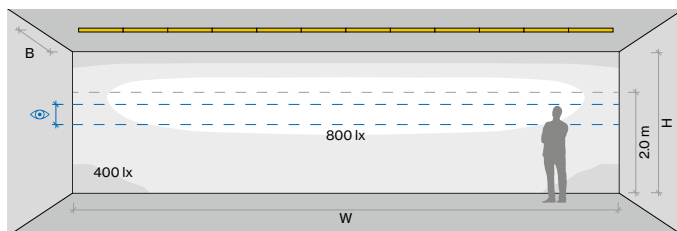
### CABLE SUSPENSION

TYPE	L (mm)	ORDER CODE
inset 100 wallwasher	1500	005-2132310

installation channel is required for mounting

### Technical data

SYSTEM POWER	COLOUR TEMPERATURE	DELIVERED LUMENS	EFFICACY
35 W/m	3000 K	2820 lm/m	82 lm/W
	4000 K	2990 lm/m	87 lm/W



INSET 100 wallwasher, 30 W, 3000 K

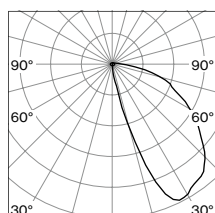
### ROOM VALUES

Wall dimensions	H = 2.8 m   W = 10.8 m
Distance to wall	B = 1.3 m
Distance between luminaires	continuous
Reflection factor	0.7   0.5   0.2
Maintenance factor	0.8

### CALCULATION SURFACE

Surface dimensions	10.8 × 2.8 m
Surface height	0 – 2.8 m
Eye level	1.35 m – 1.75 m

### Light distribution

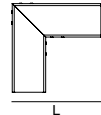
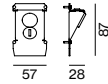
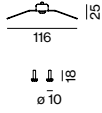


asymmetric

LUMINOUS FLUX value calculated for CRI ≥ 80, colour white, reflector chrome

**Order options**

NUMBER OF PIECES	
2 pieces	2
3 pieces	3





**FRAME 40/MINO 40**

**HOUSING FOR CONCRETE INSTALLATION**

TYPE	L (mm)	ORDER CODE
FRAME 40 trim	3010	0 0 5 - 4 1 3 5 6
MINO 40	3010	0 0 5 - 4 1 3 5 6

**MOUNTING SET**

TYPE	ORDER CODE
FRAME 40 trim	0 3 5 - 0 6 0 2 
MINO 40	0 3 4 - 0 6 0 2 

up to 900 mm: 2 pieces / up to 1500 mm: 3 pieces / up to 3000 mm: 2 x 2 pieces

**END CAPS**


TYPE	ORDER CODE
end caps (pair)	0 0 5 - 4 1 2 3 6

**LINEAR CONNECTOR**

TYPE	ORDER CODE
linear connector (1 piece)	0 0 5 - 4 1 1 6 6
linear connector (10 pieces)	0 0 5 - 4 1 1 6 6 . 1 0

**CORNER CONNECTOR 90°**

TYPE	L (mm)	ORDER CODE
FRAME 40 trim	140	0 3 5 - 0 6 0 1 6
MINO 40	140	0 3 5 - 0 6 0 1 6



**Note**  
only for installation in concrete ceilings  
no use for wall installation (only on request)

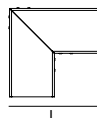
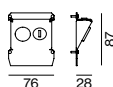
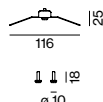
**CONCRETE** installation housing

**EN** Concrete casting made of aluminium profile, designed for continuous lighting systems

**FR** Boîtier encast. béton en profil d'aluminium, conçu pour systèmes d'éclairage continu

## Order options

NUMBER OF PIECES	
2 pieces	2
3 pieces	3



## FRAME 60/MINIMAL 60/MINO 60/BASO 60

### HOUSING FOR CONCRETE INSTALLATION

TYPE	L (mm)	ORDER CODE
FRAME 60 trim	3000	005-41346
BASO 60 IP54 trim	3000	005-41346
MINIMAL 60 trimless	3000	005-41346
MINO 60 ceiling	3000	005-41446
BASO 60 IP54 surface	3000	005-41446

### MOUNTING SET

TYPE	ORDER CODE
FRAME 60 trim	035-0600
BASO 60 IP54 trim	035-0600
MINIMAL 60 trimless	036-0400
MINO 60 ceiling	034-0400
BASO 60 IP54 surface	034-0400

up to 900mm: 2 pieces/up to 1500mm: 3 pieces/up to 3000mm: 2x2 pieces

### END CAPS

TYPE	ORDER CODE
end caps (pair)	005-41246

### LINEAR CONNECTOR

TYPE	ORDER CODE
linear connector (1 piece)	005-41166
linear connector (10 pieces)	005-41166.10

### CORNER CONNECTOR 90°

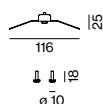
TYPE	L (mm)	ORDER CODE
FRAME 60 trim	142	035-04016
BASO 60 IP54 trim	142	035-04016
MINIMAL 60 trimless	146	036-04016
MINO 60 ceiling	157	034-04016
BASO 60 IP54 surface	157	034-04016

## FRAME 100/MINIMAL 100/MINO 100

### HOUSING FOR CONCRETE INSTALLATION



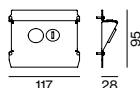
TYPE	L (mm)	ORDER CODE
FRAME 100 trim	3000	005-41366
MINIMAL 100 trimless	3000	005-41366
MINO 100 ceiling	3000	005-41466



### MOUNTING SET

TYPE	ORDER CODE
FRAME 100 trim	035-0600
MINIMAL 100 trimless	036-0500
MINO 100 ceiling	034-0400

up to 900mm: 2 pieces/up to 1500mm: 3 pieces/up to 3000mm: 2x2 pieces



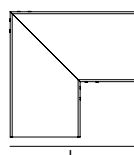
### END CAPS

TYPE	ORDER CODE
end caps (pair)	005-41266



### LINEAR CONNECTOR

TYPE	ORDER CODE
linear connector (1 piece)	005-41166
linear connector (10 pieces)	005-41166.10



### CORNER CONNECTOR 90°

TYPE	L (mm)	ORDER CODE
FRAME 100 trim	202	035-05016
MINIMAL 100 trimless	207	036-05016
MINO 100 ceiling	207	034-05016