

RECOVER

wall

EN RECOVER is available in three versions:

RECOVER BASIC allows switching of the indirect ambient light, the examination light and the reading light.

RECOVER DALI allows individual dimming of the indirect ambient light, the examination light and the reading light.

RECOVER PRO allows for natural progressive lighting. Used in combination with the RECOVER Master Unit, four dynamic light transitions can be run. The four programs can be combined, through the RECOVER software, to form an annual light program. The examination light can be dimmed using the master unit, and the reading light can be switched in 2 stages. There are buttons built into the lamp to switch the two nurse night lights.

ES RECOVER está disponible en tres variantes:

RECOVER BASIC permite conmutar las luces ambiental indirecta, de reconocimiento y de lectura.

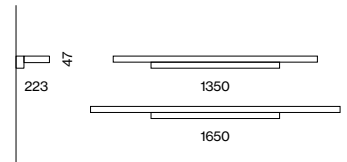
RECOVER DALI posibilita una atenuación individual de las luces ambiental indirecta, de reconocimiento y de lectura.

RECOVER PRO ofrece transiciones de luz similares a la naturaleza. Su uso con la Unidad Maestra RECOVER permite obtener 4 transiciones de luz dinámicas. Con el software RECOVER, los cuatro programas de luz pueden combinarse en un programa de iluminación anual. La luz de reconocimiento puede atenuarse con la Unidad Maestra y la de lectura ofrece una conmutación de 2 etapas. Los dos luces de vigilia se encienden y apagan con botones integrados en la propia luminaria.

Quickinfo

2200–31000 K, TW
 CRI ≥ 95, 3 SDCM
 up to 96 lm/W
 L80 @ 50 000 h
 glass cover
 non DIM, DALI

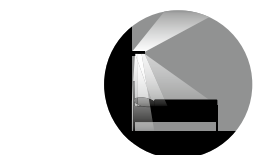
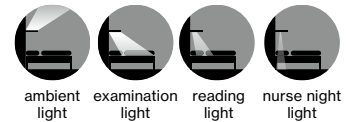
Types



Colour



Light distributions



four in one light distribution



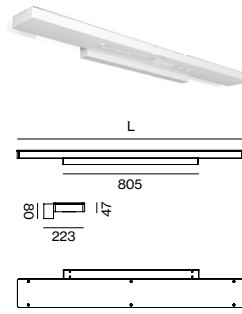
master unit



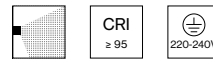
circadian light 2200–31000 K

MATERIAL COLOUR

○ pure white RAL 9010

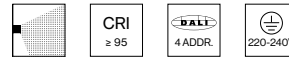


RECOVER



BASIC

| SYS. POWER | COLOUR TEMP. | LUM. FLUX | L (mm) | ORDER CODE |
|------------|--------------|-----------|--------|-------------|
| 108 W | 3000 K | 7870 lm | 1350 | 099-2210517 |
| 127 W | 3000 K | 9380 lm | 1650 | 099-2211517 |



DALI

| SYS. POWER | COLOUR TEMP. | LUM. FLUX | L (mm) | ORDER CODE |
|------------|--------------|------------|--------|-------------|
| 91 W | 2700-6500 K* | 8550 lm** | 1350 | 099-2210D37 |
| 106 W | 2700-6500 K* | 10200 lm** | 1650 | 099-2211D37 |

*examination and reading light 3000 K **measured at 6500 K



PRO

| SYS. POWER | COLOUR TEMP. | LUM. FLUX | L (mm) | ORDER CODE |
|------------|---------------|------------|--------|-------------|
| 198 W | 2200-31000 K* | 16900 lm** | 1350 | 099-2210037 |
| 237 W | 2200-31000 K* | 20600 lm** | 1650 | 099-2211037 |

*examination and reading light 3000 K, nurse night light 2200 K

**measured at 5000 K

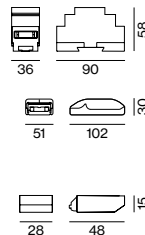
Accessories for RECOVER DALI

DALI POWER SUPPLY 220-240 V

| TYPE | L-W-H (mm) | ORDER CODE |
|----------------------------------|------------|------------|
| for top-hat-rail mounting 240 mA | 90-36-58 | 002-59871 |
| for ceiling insertion 200 mA | 102-51-30 | 002-59880 |

DALI MODULE for group/scene control

| TYPE | L-W-H (mm) | ORDER CODE |
|-----------------------------------|------------|------------|
| DALI control of 4 scenes/2 groups | 48-28-15 | 002-54026 |



Accessories for RECOVER DALI/PRO

MASTER UNIT (DALI optional/PRO mandatory)

| TYPE | L-W-H (mm) | ORDER CODE |
|---------------------|------------|-------------|
| single patient room | 85-48-160 | 099-2291137 |
| double patient room | 85-48-160 | 099-2291237 |
| three patient room | 85-48-160 | 099-2291337 |
| four patient room | 85-48-160 | 099-2291437 |
| five patient room | 85-48-160 | 099-2291537 |
| six patient room | 85-48-160 | 099-2291637 |

INSTALLATION HOUSING (mandatory for MASTER UNIT)

for installation in solid walls

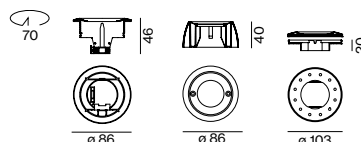
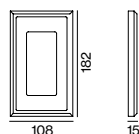
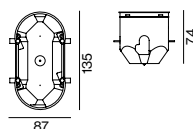
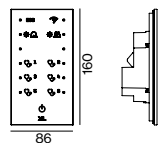
| TYPE | L-W-H (mm) | ORDER CODE |
|----------------------|------------|-------------|
| installation housing | 71-75-135 | 099-2290000 |

SAFETY FRAME FOR MASTER UNIT (optional)

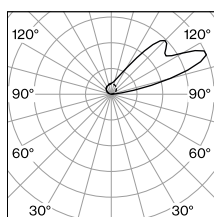
| TYPE | L-W-H (mm) | ORDER CODE |
|--------------|------------|-------------|
| safety frame | 108-15-182 | 099-2298007 |

LIGHT SENSOR / MOTION DETECTOR DALI, PRO (optional)

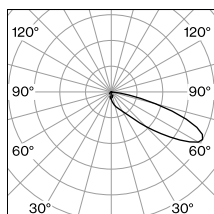
| TYPE | ORDER CODE |
|--------------------------|------------|
| recessed ceiling mounted | 002-54051 |
| surface mounted | 002-54058 |
| socket mounted | 002-54053 |



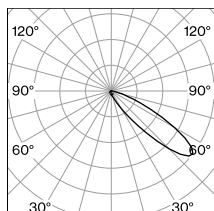
Light distributions



ambient light



examination light



reading light