



Quickinfo

sensor
ESSENTIAL, SENSE
DALI-2

emergency light
6500 K
CRI \geq 80
200 lm
L80 @ 50000 h
non maintained

Types



Housing colours



Inset colours



Sensors



SASSO 60 round sensor/emergency

recessed

EN Round inset (Emergency Light or Sensor); installation without tools in mounting set (trimless or with trim); surface lacquered; installation possible in different housings; LED emergency light inset: 3 variants with different test possibilities - Basic with test button, selftest with status LED or Pro DALI with monitoring via DALI; sensor with DALI-2 control: 2 variants - Basic with brightness and presence sensor or Pro with additional temperature, humidity, air quality and noise level measurement

IT Inserto lum. rotondo (luce di emerg. o sensore); montaggio senza bisogno di utensili nel set di fissaggio (con o senza bordo perimetrale); verniciatura; incasso possibile in vari telai; inserto per luce di emerg. a LED: 3 varianti con diversi modi - Basic con pulsante di test, auto-test con LED di stato o Pro DALI con monitoraggio via DALI; sensore con controllo DALI-2: 2 varianti - Basic con sensore di luminosità e presenza o Pro con misurazione aggiuntiva di temperatura, umidità, qualità dell'aria e livello di rumore

Order options

INSET COLOUR

- traffic white RAL 9016 7
- jet black RAL 9005 1

BEAM ANGLE EMERGENCY LIGHT

- spot lens
- escape route lens
- anti panic lens

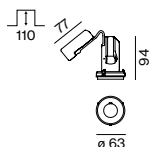
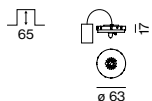
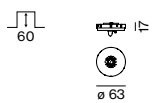
Options on request

MOUNTING SET

- acoustic soft ceilings

INSET COLOUR

- grey, gold



SASSO 60 sensor round



ESSENTIAL SENSOR

TYPE	brightness & presence	ORDER CODE	0 48 - 2 69 3 1 1 <input checked="" type="checkbox"/>
-------------	-----------------------	-------------------	---



SENSE SENSOR

TYPE	brightness, presence, temperature, sound pressure, humidity, CO ₂	ORDER CODE	0 48 - 2 69 3 1 2 <input checked="" type="checkbox"/>
-------------	--	-------------------	---

SASSO 60 emergency light round



EMERGENCY 3h

TYPE	BASIC 2W	ORDER CODE	0 48 - 2 69 3 2 1 <input checked="" type="checkbox"/>
	SELF-TEST 2W	ORDER CODE	0 48 - 2 69 3 2 2 <input checked="" type="checkbox"/>
	PRO DALI 2W	ORDER CODE	0 48 - 2 69 3 2 3 <input checked="" type="checkbox"/>

incl. 3 interchangeable lenses

Electrical accessories

ACCUPACK

TYPE	replacement accupack 3h	ORDER CODE	0 48 - 2 69 3 9 1 0
-------------	-------------------------	-------------------	---------------------

Mounting accessories

TRIMLESS MOUNTING SET for plasterboard ceilings 12.5/15/25 mm

COLOUR		ORDER CODE	
<input type="radio"/> traffic white RAL9016		ORDER CODE	0 48 - 2 69 6 1 1 7

MOUNTING SET WITH TRIM for intermediate ceilings 2-25 mm

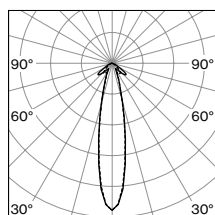
TYPE	COLOUR	ORDER CODE	
1 lamp	<input type="radio"/> traffic white RAL9016	ORDER CODE	0 48 - 2 69 6 3 1 7
	<input checked="" type="radio"/> jet black RAL 9005	ORDER CODE	0 48 - 2 69 6 3 1 8
2 lamps	<input type="radio"/> traffic white RAL9016	ORDER CODE	0 48 - 2 69 8 3 1 7
	<input checked="" type="radio"/> jet black RAL 9005	ORDER CODE	0 48 - 2 69 8 3 1 8

CONCRETE MOUNTING HOUSING

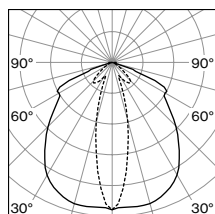
COLOUR	L-W-H (mm)	ORDER CODE	
exposed concrete ceilings	230-230-162	ORDER CODE	0 48 - 2 69 5 2 1 0
primed concrete ceilings*	614-307-120	ORDER CODE	0 48 - 2 69 5 1 1 0

*order mounting set separately, not applicable for 2 lamps mounting set with trim

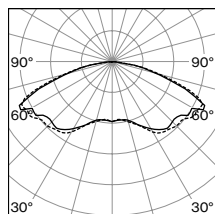
Light distributions



emergency light
spot lens



emergency light
escape route lens



emergency light
anti panic lens

